

SECTION: M&S CONTROL	SUBJECT: Generate an M&S Recap Report
----------------------	---------------------------------------

SPP No.: 808
Section: M&S Control
Subject: Generate an M&S Recap Report
Approved By: Tony Massey
Effective Date: December 21, 2021
Last Reviewed Date: December 21, 2021
Policy Owner: ERP Financial Manager

Inventory Recap Report


The Recap Report provides the manager the Service Center’s total M&S usage by category. It’s the simple equation

$$\textit{Beginning Inventory} + \textit{Purchases} + \textit{Ajustments} - \textit{Ending Inventory} = \textit{Usage}$$

Usage by category is used to calculate category usage as a percent of revenue. This is done by dividing the total category usage by the total category production.

Example: A Service Center used \$15,532.54 in pest materials. They completed \$302,778.55 in pest production. Their pest M&S is 5.13%

$$\frac{\textit{Total Category Usage}}{\textit{Total Category Production}} = \textit{Category Usage Percentage} \qquad \frac{\$15,532.54}{\$302,778.55} = 5.13\%$$


		M & S INVENTORY RECAP				
SERVICE CENTER		MONTH/YEAR				
SC001		6/1/2021 - 6/30/2021				
CATEGORY		BEGINNING INVENTORY	PURCHASES	ADJUSTMENTS (JV)	ENDING INVENTORY	USAGE
PPP Materials	(510100)	34,088.17	15,171.57	0.00	33,790.62	15,469.12
PPP Tools & Equipment	(512100)	0.00	221.65	0.00	0.00	221.65
Material Sales	(510125)	607.12	759.88	0.00	1,303.58	63.42
TOTAL PEST PREVENTION		34,695.29	15,931.45	0.00	35,094.20	15,532.54

APPROVED BY: Tony Massey	EFFECTIVE DATE: December 21, 2021	Page 1 of 7
-----------------------------	--------------------------------------	-------------

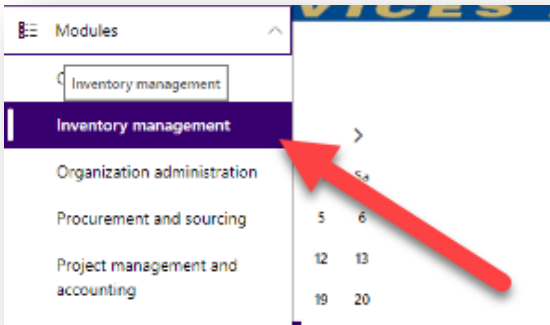
SECTION: M&S CONTROL	SUBJECT: Generate an M&S Recap Report
----------------------	---------------------------------------

Steps to Generate the Recap Report

1. Log-in to Microsoft D365.
2. Click on the Modules Pane (≡ top left).



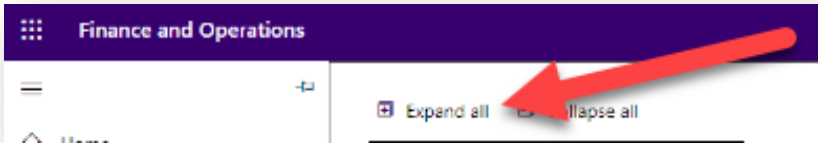
3. Click on “Inventory management” from the menu items.



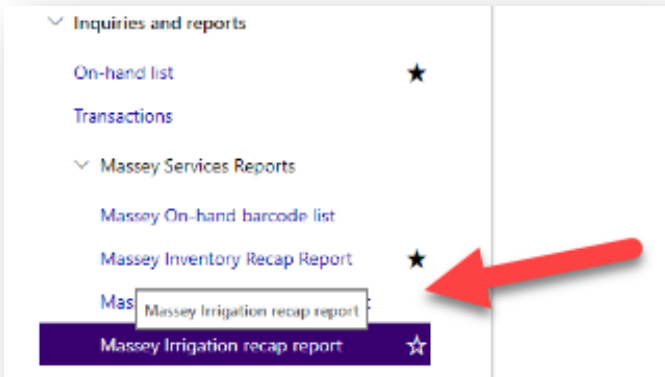
APPROVED BY: Tony Massey	EFFECTIVE DATE: December 21, 2021	Page 2 of 7
-----------------------------	--------------------------------------	-------------

SECTION: M&S CONTROL	SUBJECT: Generate an M&S Recap Report
----------------------	---------------------------------------

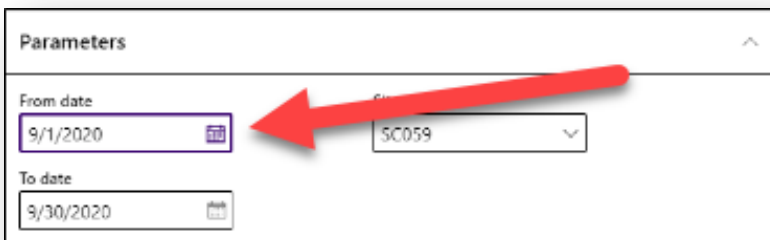
4. Click “Expand all” (top of the pullout menu).



5. Under the Massey Services Report menu, click which recap report you are seeking.



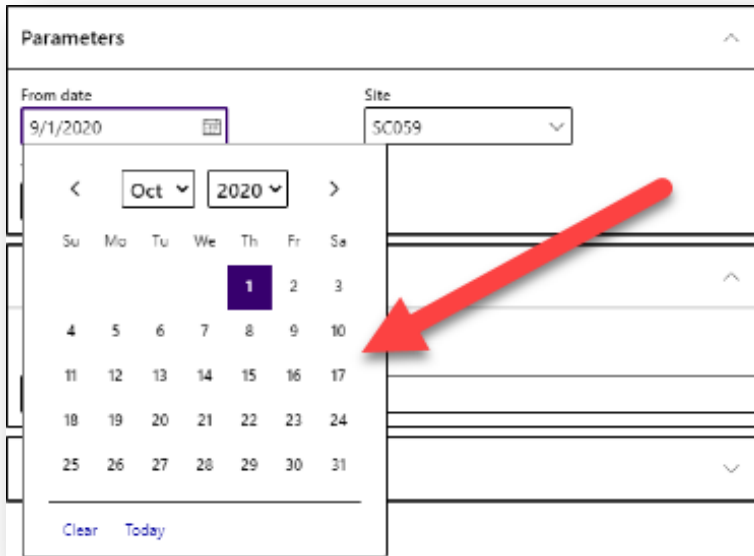
6. Click the calendar icon in the “From Date” menu (right side of the screen). Select the first day of the month.



APPROVED BY: Tony Massey	EFFECTIVE DATE: December 21, 2021	Page 3 of 7
-----------------------------	--------------------------------------	-------------

SECTION: M&S CONTROL	SUBJECT: Generate an M&S Recap Report
----------------------	---------------------------------------

7. Click the from date that you would like for the report.

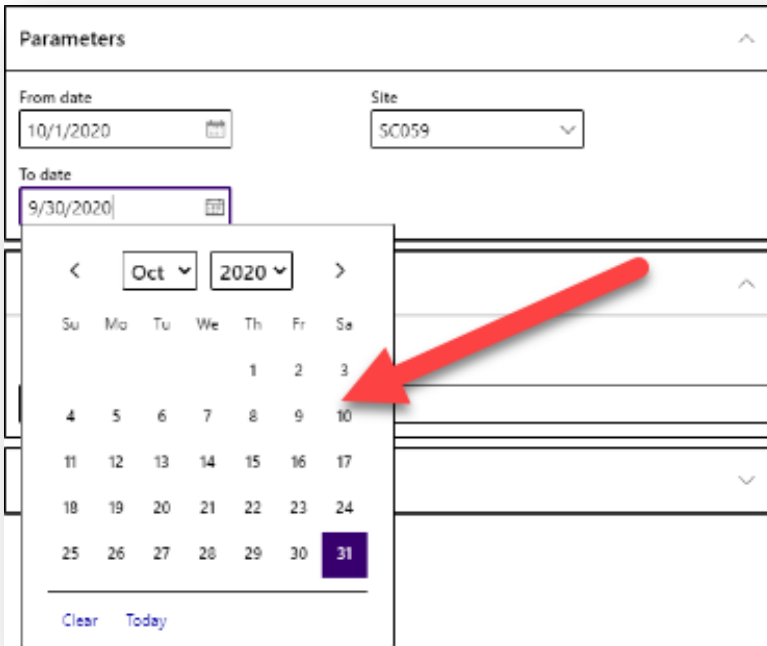


8. Click the calendar icon in the “To Date” menu (right side of the screen). Select the last day of the month.

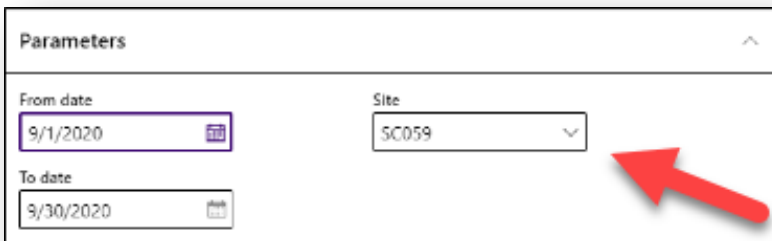


SECTION: M&S CONTROL	SUBJECT: Generate an M&S Recap Report
----------------------	---------------------------------------

9. Click the to date that you would like for the report.

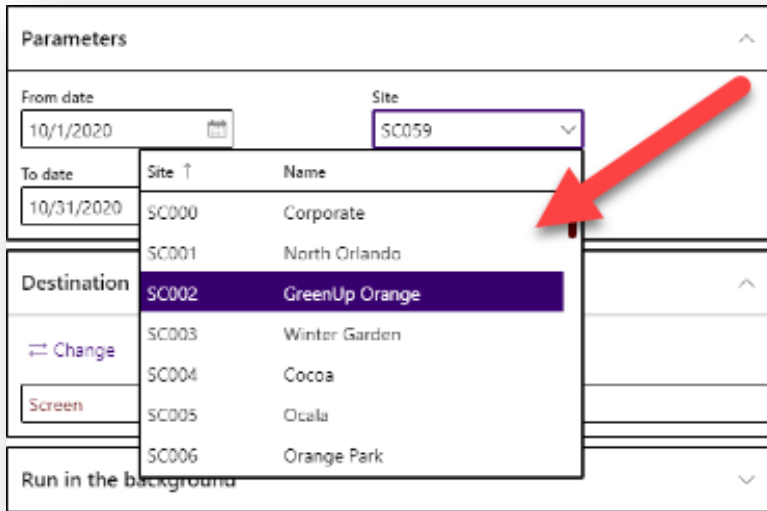


10. Click the down arrow next to the site name. The site name is the Service Center location number.

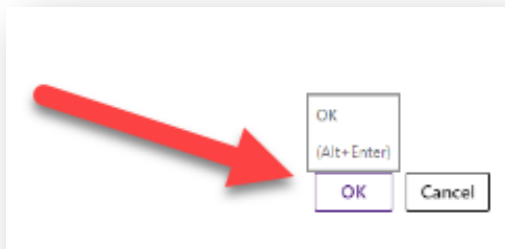


SECTION: M&S CONTROL	SUBJECT: Generate an M&S Recap Report
----------------------	---------------------------------------

11. Scroll and click on the desired service center name.



12. Click “Ok” to generate the report (bottom right). A sample report is provided on the next page.





POLICIES & PROCEDURES

NUMBER SPP 808

SECTION: M&S CONTROL

SUBJECT: Generate an M&S Recap Report



M & S INVENTORY RECAP

SERVICE CENTER

MONTH/YEAR

SC001

6/1/2021 - 6/30/2021

CATEGORY	BEGINNING INVENTORY	PURCHASES	ADJUSTMENTS (JV)	ENDING INVENTORY	USAGE
PPP Materials (510100)	34,088.17	15,171.57	0.00	33,790.62	15,469.12
PPP Tools & Equipment (512100)	0.00	221.65	0.00	0.00	221.65
Material Sales (510125)	607.12	759.88	0.00	1,303.58	63.42
TOTAL PEST PREVENTION	34,695.29	15,931.45	0.00	35,094.20	15,532.54
Lawn Materials (510200)	0.00	0.00	0.00	0.00	0.00
Soil Conditioning (510430)	0.00	0.00	0.00	0.00	0.00
Lawn Tools & Equipment (512200)	0.00	22.49	0.00	0.00	22.49
Tree & Shrub (510210)	0.00	0.00	0.00	0.00	0.00
TOTAL LAWN	0.00	0.00	0.00	0.00	0.00
Termite Materials (510500)	889.20	0.00	0.00	889.20	0.00
M & S - SUBTERRANEAN (510535)	1,353.94	1,278.00	0.00	1,814.25	817.69
M & S - RETREATMENT - SUB (510555)	259.66	0.00	0.00	228.36	31.30
Termite Tools & Equipment (512535)	0.00	0.00	0.00	0.00	0.00
T & E - ACCESS PANELS (512545)	0.00	0.00	0.00	0.00	0.00
T & E - BAITING (512600)	0.00	0.00	0.00	0.00	0.00
TOTAL TERMITE	2,502.80	1,278.00	0.00	2,931.81	848.99
Pretreat Materials (516805)	0.00	0.00	0.00	0.00	0.00
PRETREAT M & S - LIQUID - BAIT (516810)	0.00	0.00	0.00	0.00	0.00
PRETREAT M & S - INITIAL (516815)	0.00	0.00	0.00	0.00	0.00
PRETREAT M & S - DEFERRED REVENUE (516825)	0.00	0.00	0.00	0.00	0.00
Pretreat Tools & Equipment (512805)	0.00	0.00	0.00	0.00	0.00
T & E - PEST PRETREAT - BAIT (512810)	0.00	0.00	0.00	0.00	0.00
TOTAL PRETREAT	0.00	0.00	0.00	0.00	0.00
Bora - Care Pretreat Materials (510525)	7,186.68	0.00	0.00	6,325.50	861.18
TOTAL BORA - CARE	7,186.68	0.00	0.00	6,325.50	861.18
Fumigation Materials (510700)	0.00	0.00	0.00	0.00	0.00
Fume Tools & Equip (512700)	0.00	0.00	0.00	0.00	0.00
TOTAL FUMIGATION	0.00	0.00	0.00	0.00	0.00
Bioremediation (510115)	0.00	0.00	0.00	0.00	0.00
TOTAL BIO	0.00	0.00	0.00	0.00	0.00
SERVICE CENTER TOTAL	44,384.77	17,209.45	0.00	44,351.51	17,242.71

APPROVED BY:
Tony Massey

EFFECTIVE DATE:
December 21, 2021